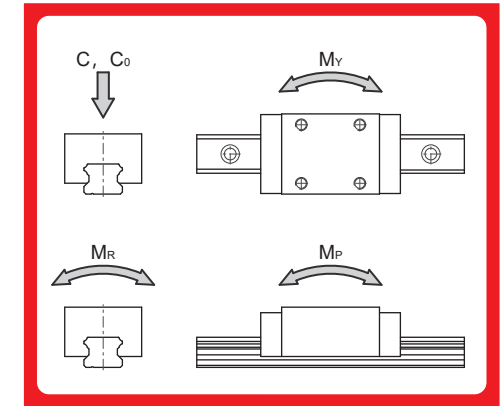
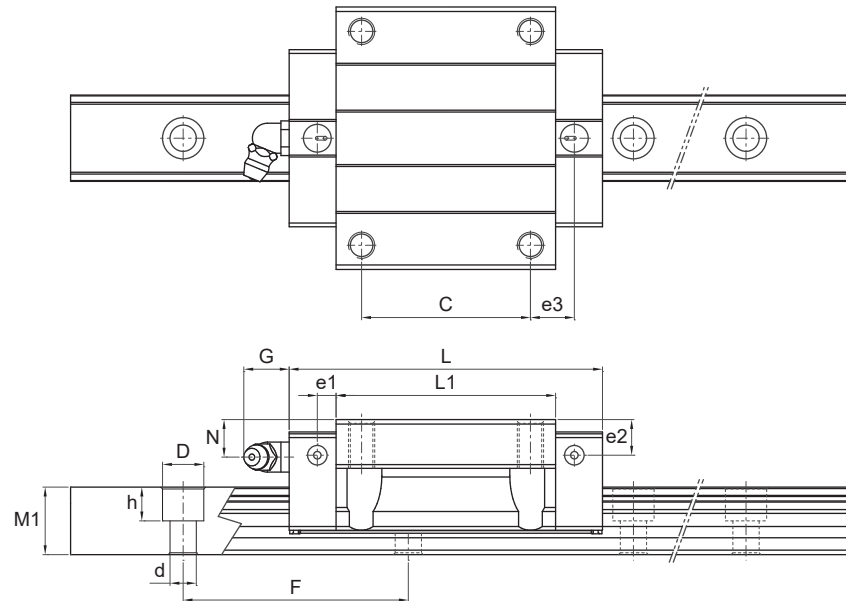
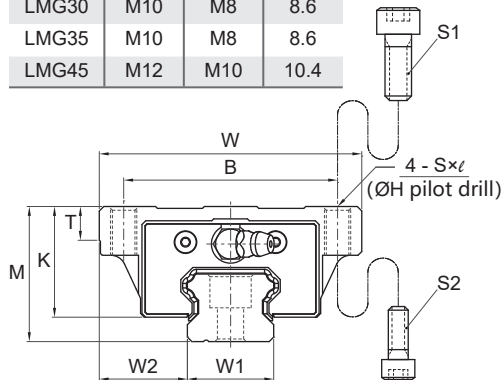


Dimensions of LMG...C / LC

Model No.	Bolt Size		Pilot drill
	S1	S2	H
LMG15	M5	M4	4.4
LMG20	M6	M5	5.3
LMG25	M8	M6	6.9
LMG30	M10	M8	8.6
LMG35	M10	M8	8.6
LMG45	M12	M10	10.4



Model No.	External dimension			Carriage dimension													Rail dimension				Basic load rating		Static moment rating				Weight		
	Height	Width	Length	B	C	Mounting hole S×ℓ	L1	T	K	N	e1	e2	e3	G	Grease nipple	Width		Height	Pitch	Mounting bolt hole D×h×d	Dynamic C KN	Static C ₀ KN	M _P (KN·m)		M _Y (KN·m)		M _R KN·m	Carriage Kg	Rail Kg/m
	M	W	L													W1	W2						M1	F	Single Carriage	Double Carriages			
	M	W	L	B	C	S×ℓ	L1	T	K	N	e1	e2	e3	G	Grease nipple	W1	W2	M1	F	D×h×d	C	C ₀	Single Carriage	Double Carriages	Single Carriage	Double Carriages	M _R	Carriage	Rail
LMG15 C	24	47	58.2	38	30	M5×8	39.5	5.5	19.5	5	3.3	4	8.6	5	M4×0.7	15	16	13	60	7.5×5.3×4.5*	11.8	18.9	0.13	0.76	0.13	0.76	0.15	0.19	1.29
LMG20 C	30	63	75	53	40	M6×10	52.5	7	25.4	8.5	4.5	7	10.8	12	M6×0.75	20	21.5	15	60	9.5×8.5×6	20	32	0.30	1.68	0.30	1.68	0.33	0.42	1.92
LMG20 LC	30	63	89.4	53	40	M6×10	66.9	7	25.4	8.5	4.5	7	18	12	M6×0.75	20	21.5	15	60	9.5×8.5×6	23.2	39.3	0.44	2.36	0.44	2.36	0.41	0.53	1.92
LMG25 C	36	70	83.6	57	45	M8×13	58.6	9	29.5	10	5	9.5	11.8	12	M6×0.75	23	23.5	18	60	11×9×7	27.9	42.5	0.44	2.47	0.44	2.47	0.51	0.62	2.67
LMG25 LC	36	70	102.6	57	45	M8×13	77.6	9	29.5	10	5	9.5	21.3	12	M6×0.75	23	23.5	18	60	11×9×7	34.2	56.6	0.76	3.99	0.76	3.99	0.67	0.81	2.67
LMG30 C	42	90	98	72	52	M10×15	69.8	10	34	8	6	8	14	12	M6×0.75	28	31	23	80	14×12×9*	38.8	57.8	0.70	3.88	0.70	3.88	0.83	1.10	4.48
LMG30 LC	42	90	120.2	72	52	M10×15	92	10	34	8	6	8	25.1	12	M6×0.75	28	31	23	80	14×12×9*	47.5	77.1	1.21	6.28	1.21	6.28	1.11	1.43	4.48
LMG35 C	48	100	111.2	82	62	M10×15	80.2	10	38.5	8	7.5	8	15.6	12	M6×0.75	34	33	26	80	14×12×9	51.7	75.5	1.04	5.72	1.04	5.72	1.31	1.50	6.24
LMG35 LC	48	100	136.6	82	62	M10×15	105.6	10	38.5	8	7.5	8	28.3	12	M6×0.75	34	33	26	80	14×12×9	63.2	100.7	1.81	9.29	1.81	9.29	1.75	1.94	6.24
LMG45 C	60	120	137.8	100	80	M12×18	102.2	12	49	10	8.5	10	17.6	13.5	PT 1/8	45	37.5	32	105	20×17×14	83.2	118.0	2.03	10.89	2.03	10.89	2.71	2.83	10.25
LMG45 LC	60	120	169.5	100	80	M12×18	133.9	12	49	10	8.5	10	33.5	13.5	PT 1/8	45	37.5	32	105	20×17×14	101.7	157.3	3.54	17.76	3.54	17.76	3.62	3.68	10.25

*1. Rail mounting hoes for M3 bolt (6×4.5×3.5) and M4 bolt (7.5×5.3×4.5) are available for LMG15 rail. The codes of rail type are LMG15R for M4 bolt, and LMG15U for M3 bolt.
 2. Rail mounting hoes for M6 bolt (11×9×7) and M8 bolt (14×12×9) are available for LMG30 rail. The codes of rail type are LMG30R for M8 bolt, and LMG30U for M6 bolt.